




design  
hub

we create beautiful spaces for people to use



w w w . d h u b . n e t . a u



# Our company profile

Providing a comprehensive building design service. Design Hub is one of the largest professional building design companies in Southern Tasmania.

We have extensive capacity, with our range of consultants to manage all types of projects and actively act as our client's agent. Design Hub's success is built on our dedication to never ending development and refinement, by continuing to look for ways to provide our customers with a service beyond their expectations.

Design Hub, as we see it today, is the product of many years of experience. The aim to develop a design company offering so much more.

Although building design is Design Hub's main service, many other design services are now available such as: interior design with many more to become available as we continue to grow and refine.

We don't just draw up a set of house plans we assist you the customer from the design concept to council. Letting you focus your attention on getting the result you want without any distractions.



## Interior design

Tracey from trace of Elegance will be working with Design Hub providing interior design and her services can be included to the process, for an additional fee.

Services:

Colour Consultancy

- external of building
- internal walls, fixtures & furniture

Full interior decorating service  
& consultation.




## Site analysis service

Recently Design Hub has created a service for potential land buyers by offering an on-site consultation and analysis to give a potential buyer a more educated view of a block they are interested in.

Many people buy blocks of land in order to create their own custom dream or investment home.

We will provide land buyers with an assessment of their chosen site taking into account site specific features which could impact on building costs.

With Design Hub we are currently providing a free site analysis normally valued at \$330.



# New project from concept to council approval. All the steps needed when commencing a new project.

Step 1 - Whilst we are looking at your project and what you want to achieve we ask you some very important questions. What do you want from your design team? This provides us with a much clearer understanding of what your expectations are. We then are in a position to prepare a design and service package tailored to you outlining the service we offer to you and a fees guide meeting that service.



Step 2 - Following your acceptance of our service on offer we then arrange for you to meet with your assigned design technician, who will be working with you through the entire process and review your design brief.

Your design technician will arrange a site visit and measure along with site survey and soil test, if all is appropriate or necessary at this stage. Council planning guidelines are checked against the design brief to ensure our preliminary design will satisfy all criteria. We also check for the location of services and encroachments on the site that may effect the design brief. With this information we can then commence with the preliminary design.

Step 3 - Following our design technician preparing a preliminary design we arrange for your first appointed meeting to discuss the design. With this first of three appointed meetings you are invited to view the design and allow our design technician to discuss the development, outlining all the options and solutions to the wish list and authority guidelines. Continuing with the design process we are constantly liaising with you until we reach the final design that meets all the requirements and we are in a position to complete the plans to the council planning application stage. To ensure that you as our client are happy with the design we then require you to sign off on the final design before we proceed onto the next part of the process.



Step 4 - With the plans endorsed by you, we then lodge a pre planning assessment or council planning application which is to be assessed and approved by your local council. If following a pre planning assessment the development doesn't need a planning approval we are able to skip the planning approval stage and proceed with stage 5.

Step 5 - Once the design meets all the council planning guidelines or is signed off with the pre planning assessment and it is regarded as permitted by council both Design Hub and you are notified.

We are then able to proceed with full working drawings. Design Hub review the planning approval, if necessary, and discuss with you any conditions placed on that approval by council.


Step 6 - The building and plumbing application is then prepared, incorporating full working drawings and documentation. As a part of the working drawing documentation the appointed engineer/s provide design input and certification of the structural and associated components of the drawings. We provide you with a preliminary set of working drawings to ensure everything is covered and meets your requirements.

Step 7 - Once the working drawings are engineer certified we lodge plans with the appointed building surveyor to provide a certificate of likely compliance and the local water authority for assessment.

Step 8 - Once the Certificate of Likely Compliance has been granted and the necessary approvals from the water authority a Building and plumbing application is lodged to council and assessed.



Step 9 - Design Hub receives the approved plans from council and forward to you with our full after sales service as you move forward to the construction phase.



w w w . d h u b . n e t . a u



contactus@dhub.net.au  
6244 8488  
Studio 12 Upper Level, Quay Building,  
31 Cambridge Road, Bellerive, 7018



Accredited Building  
Practitioner Tasmania

